

Migo



Your new Migo phone should only be used by children of an appropriate age who are capable of using the device responsibly. Carefully and thoroughly review the kids' user guide with your child. It is your responsibility to teach users how to use the Migo phone and the emergency calling capability. Any complaints, penalties or fines assessed due to excessive or erroneous calls are your sole responsibility. The Migo phone is not a child management tool and is not a substitute for adult supervision.

IMPORTANT SAFETY PRECAUTIONS

Read these simple guidelines. Breaking the rules may be dangerous or illegal. Further detailed information is given in this user guide.

WARNING! *Violation of the instructions may cause serious injury or death.*



1. Never use an unapproved battery since this could damage the phone and/or battery and could cause the battery to explode.



2. Never place your phone in a microwave oven as it will cause the battery to explode.

3. Never store your phone in temperatures less than -4°F or greater than 122°F.

4. Do not dispose of your battery by fire or with hazardous or flammable materials.



5. When riding in a car, do not leave your phone or set up the hands-free kit near to the air bag. If wireless equipment is improperly installed and the air bag is deployed, you may be seriously injured.

6. Do not use a hand-held phone while driving.



7. Do not use the phone in areas where its use is prohibited. (For example: aircraft)

IMPORTANT SAFETY PRECAUTIONS



1. Do not expose the battery charger or adapter to direct sunlight or use it in places with high humidity, such as a bathroom.



2. Do not use harsh chemicals (such as alcohol, benzene, thinners, etc.) or detergents to clean your phone. This could cause a fire.



3. Do not drop, strike, or shake your phone severely. It may harm the internal circuit boards of the phone.



4. Do not use your phone in high explosive areas as the phone may generate sparks.



6. Do not place any heavy items on the power cord. Do not allow the power cord to be crimped as it may cause electric shock or fire.



7. Do not handle the phone with wet hands while it is being charged. It may cause an electric shock or seriously damage your phone.

8. Do not disassemble the phone.



1. Do not place or answer calls while charging the phone as it may short-circuit the phone and/or cause electric shock or fire.
2. Do not hold or let the antenna come in contact with your body during a call.



3. Make sure that no sharp-edged items such as animal's teeth or nails, come into contact with the battery. This could cause a fire.
4. Store the battery out of reach of children.



5. Be careful that children do not swallow any parts. This could cause asphyxiation or suffocation resulting in serious injury or death.



6. Unplug the power cord and charger during lightning storms to avoid electric shock or fire.



7. Only use the batteries and chargers provided by LG. The warranty will not be applied to products provided by other suppliers.
8. Only authorized personnel should service the phone and its accessories. Faulty installation or service may result in accidents and consequently invalidate the warranty.



9. An emergency call can be made only within a service area. For an emergency call, make sure that you are within a service area and that the phone is turned on.

TABLE OF CONTENTS

IMPORTANT SAFETY PRECAUTIONS	3
Table of Contents	6
Welcome	7
Important Information	7
Industry Canada Compliance	7
Technical Details	8
FCC RF Exposure Information	9
Phone Overview	11
Getting Started with Your Phone	12
The Battery	12
Charging the Battery	12
Turning the Phone On and Off	13
Signal Strength	13

Using Phone Menus	15
Entering Menu	15
1 Set Ringtone	15
2 Set Caller ID	15
3 Phonebook	16
Multi-tap Method	16
4 Language	18
+ Emergency #	18
Making Calls	18
Emergency Calls	19
Receiving Calls	19
Incoming Calls	19
Missed Calls	19
Using Speakerphone	19

Helping Your Child Use Migo	19
Safety	20
TIA(Telecommunications Industry Association) Safety Information	20
Charger and Adapter Safety	23
Battery Information and Care	23
Safety Information	24
Avoid damage to your hearing	26
FDA Consumer Update	26
Consumer Information on SAR	33
ACCESSORIES	35
LIMITED WARRANTY STATEMENT	36

Some of contents in this user guide maybe different from your phone depending on the software of the phone or your service provider. Features and specifications might be subject to change without prior notice.

Thank you for choosing Migo specially designed for kids.

Migo has the following features:

- Kid-Friendly Design.
- Simplified Keypad and Interface.
- 4 Programmable Speed Dial Keys.
- Dedicated Emergency Button.
- Cute, Compact Design to Fit Small Hands.
- Unique, Bright Green Color.
- Ultra Lightweight.
- Simplified Keypad with Large Keys.
- Easy-to-Use User Interface.
- Blue Backlit LCD for Caller ID and Missed Calls.
- 2 Small Antennas.
- Side Volume Control Keys.
- Headset Jack.

Important Information

This user's guide provides important information on the use and operation of your phone. Please read all the information carefully prior to using the phone for the best performance and to prevent any damage to or misuse of the phone. Any unapproved changes or modifications will void your warranty.

FCC Part 15 Class B Compliance

This device and its accessories comply with part 15 of FCC rules. Operation is subject to the following two conditions: (1) This device and its accessories may not cause harmful interference, and (2) this device and its accessories must accept any interference received, including interference that causes undesired operation.

Industry Canada Compliance

This phone complies with Industry Canada RSS 133. This phone complies with the Class B limits for radio noise emissions as set out in the interference causing standard entitled "Digital Apparatus" ICES-003 of Industry Canada.

TECHNICAL DETAILS

Technical Details

The Migo is an all digital phone that operates on both Code Division Multiple Access (CDMA) frequencies: cellular services at 800 Mhz and Personal Communication Services (PCS) at 1.9 Ghz. CDMA technology uses a feature called DSSS (Direct Sequence Spread Spectrum) that enables the phone to keep communication from being crossed and to use one frequency channel by multiple users in the same specific area. This results in a 10-fold capacity increase when compared with analog mode. In addition, features such as soft / softer handoff, hard Handoff, and dynamic RF power control technologies combine to reduce call interruptions.

The Cellular and PCS CDMA networks consist of MSO (Mobile Switching Office), BSC (Base Station Controller), BTS (Base station Transmission System), and MS (Mobile Station).

* TSB -74: Protocol between an IS-95A system and ANSI J-STD-008

1xRTT system receives twice as many subscribers in the wireless section as IS-95. Its battery life is twice as long as IS-95. High-speed data transmission is also possible.

The following table lists some major CDMA standards.

CDMA Standard	Designator	Description
Basic Air Interface	TIA/EIA-95A	CDMA Dual-Mode Air Interface 14.4kbps radio link protocol and inter-band operations IS-95 adapted for PCS frequency band CDMA2000 1xRTT Air Interface
	TSB-74	
	ANSI J-STD-008	
	TIA/EIA-IS2000	
Network	TIA/EIA/IS-634	MAS-BS
	TIA/EIA/IS/651	PCSC-RS
	TIA/EIA/IS-41 -C	Intersystem operations
	TIA/EIA/IS-124	Non-signaling data comm.
Service	TIA/EIA/IS-96-B	Speech CODEC
	TIA/EIA/IS-99	Async Data and Fax
	TIA/EIA/IS-637	Short message service
	TIA/EIA/IS-657	Packet Data
	IS-801	Position Determination Service
	TIA/EIA/IS-707-A	High Speed Packet Data
Performance	TIA/EIA/IS-97	Cellular base station
	TIA/EIA/IS-98	Cellular mobile station
	ANSI J-STD-018	PCS personal station
	ANSI J-STD-019	PCS base station
	TIA/EIA/IS-125	Speech CODEC

FCC RF Exposure Information

WARNING! *Read this information before operating the phone.*

In August 1996, the Federal Communications Commission (FCC) of the United States, with its action in Report and Order FCC 96-326, adopted an updated safety standard for human exposure to Radio Frequency (RF) electromagnetic energy emitted by FCC regulated transmitters. Those guidelines are consistent with the safety standard previously set by both U.S. and international standards bodies.

The design of this phone complies with the FCC guidelines and these international standards.

Bodily Contact During Operation

This device was tested for typical use with the back of the phone kept 0.6 inches (1.5 cm) from the body. To comply with FCC RF exposure requirements, a minimum separation distance of 0.6 inches (1.5 cm) must be maintained between the user's body and the back of the phone, including the antenna, whether extended or retracted. Third-party belt-clips, holsters and similar accessories containing metallic components should not

be used. Avoid the use of accessories that cannot maintain 0.6 inches (1.5 cm) distance between the user's body and the back of the phone and have not been tested for compliance with FCC RF exposure limits.

Vehicle-Mounted External Antenna

(Optional, if available.)

A minimum separation distance of 8 inches (20 cm) must be maintained between the user / bystander and the vehicle-mounted external antenna to satisfy FCC RF exposure requirements. For more information about RF exposure, visit the FCC website at www.fcc.gov.

Caution

Use only the supplied and approved antenna. Use of unauthorized antennas or modifications could impair call quality, damage the phone, void your warranty and/or result in violation of FCC and IC regulations.

Do not use the phone with a damaged antenna. If a damaged antenna comes into contact with the skin a minor burn may result. Contact your local dealer for a replacement antenna.

TECHNICAL DETAILS

What about children using wireless phones?

The scientific evidence does not show a danger to users of wireless phones, including children and teenagers. If you want to take steps to lower exposure to radiofrequency energy (RF), the measures described above would apply to children and teenagers using wireless phones. Reducing the time or wireless phone use and increasing the distance between the user and the RF source will reduce RF exposure.

Some groups sponsored by other national governments have advised that children be discouraged from using wireless phones at all. For example, the government in the United Kingdom distributed leaflets containing such a recommendation in December 2000. They note that no evidence exists that using a wireless phone causes brain tumors or other ill effects. Their recommendation to limit wireless phone use by children was strictly precautionary; it was not based on scientific evidence that any health hazard exists.

PHONE OVERVIEW



Headset Jack Lets you attach a hands-free headset (optional accessory) to hear and talk to your callers.

LCD Screen Displays phone status, indicator icons, time, and date.

Side Keys Use to adjust the ringer volume and the earpiece volume during a call. Also, if you press long the side keys, the vibrate only mode turns on/off.

Yes Key Use to answer a call or access the Menu to set your ringtone, change your phonebook, or set emergency number.

Number Key Use to add phonebook entries and to make a call to a phonebook entry.

Metal eyelet Attach a lanyard or carabiner.

Earpiece

No Key Use to turn the power on/off and to end a call. Also, in standby mode, press to display the date (after a few seconds the time reappears). This key is also used to backspace or delete an incorrectly entered character when programming a name or a number in the phonebook.

Emergency Key Use for emergency calls. This key is also used to insert a space between 2 words.

Microphone Lets callers hear you.

Charger port For charger cable.

GETTING STARTED WITH YOUR PHONE

The Battery

Note

It is important to fully charge the battery before initial use of the phone.

The phone comes with a rechargeable battery. Keep the battery charged while not in use in order to maximize talk and standby time. The battery charge level is shown at the top of the LCD screen.

Installing the Battery

To install the battery, insert the battery into the opening on the back of the phone. Put the battery cover on the battery and push it slightly upwards.

Removing the Battery

Turn the power off.

Lift the release latch to detach the battery.

Charging the Battery

To use the charger provided with your phone:

WARNING! Use only the charger provided with the phone. Using any charger other than the one included with the Migo may damage your phone or battery.


1. Plug the end of the adapter into the phone's charger port and the other end into an electrical outlet.
2. The charge time varies depending upon the battery level.



Do not allow minors to install, remove or charge the battery without parental or custodial assistance.

Turning the Phone On and Off


Turning the Phone On

1. Install a charged battery or connect the phone to an external power source approved or manufactured by LG such as a vehicle power charger or hands-free car kit.
2. Press  for a few seconds until the LCD screen lights up.

Note

Like any other radio device, avoid any unnecessary contact with the antenna while your phone is on.

Turning the Phone Off

1. Press and hold  until the display turns off.

Signal Strength

Call quality depends on the signal strength in your area. The signal strength is indicated on the screen as the number of bars next to the signal strength icon: The more bars, the better the signal strength. If the signal quality is poor, move to an open area. If you are in a building, the reception may be better near a window.











Note

Battery life and signal strength are 2 significant factors (among many others) that could affect the ability of the Migo phone to send/receive calls.

GETTING STARTED WITH YOUR PHONE



Screen Icons

When the phone is powered on, the top line of the LCD screen displays icons indicating the status of the phone.

	Signal strength indicator. The strength of the signal received by the phone is indicated by the number of bars displayed.
	Battery indicator. Indicates battery charge level.
	In use indicator. A call is in progress. * No icon indicates the phone is in standby mode.
	No service indicator. The phone is not receiving a system signal.
	Roaming indicator. The phone is outside of the home service area.
	LBS indicator. The indicator is displayed all the time except in roaming status.
	Digital indicator. Digital service is available.
	1X Service indicator.
	Vib Only/ Ring+Vib.
	Speakerphone.

USING PHONE MENUS



Entering Menu

1. Press  in standby mode to enter Menu.
2. Enter Menu? is displayed.
3. Press .

The following 5 menus are listed.

1 Set Ringtone



This menu offers 10 ringtones. Choose one of them to set it as your ringtone.

1. In standby mode press  twice.
2. Press **1** Set Ringtone.
3. Use the side keys to highlight the sound you want to hear when your Migo phone rings.
4. Press .



2 Set Caller ID

Caller ID displays the number of the person calling when your phone rings. Check with your service provider to ensure they offer this feature.

1. In standby mode press  twice.
2. Press **2** Set Caller ID.
3. Press **1**, **2**, **3** or **4** depending on which phonebook entry you want to set with Caller ID.
4. Use the side keys to highlight the ringtone that will identify the phonebook entry.
5. Press .

Anytime Caller ID is not identifiable as setup in the Phonebook, the default ringtone will be played.






USING PHONE MENUS

3 Phonebook

3 Phonebook
4 Language

Set Key:
1, 2, 3 or 4

Let you enter four phone numbers into your phonebook to quickly and easily call these numbers. Use the multitap method shown on the following page.

1. In standby mode press  twice.
2. Press **3** Phonebook.
3. Lock Code **????** is displayed.
4. Enter the numbers **2**, **4**, **3**, **1** in that order.
5. Set Location: **1**, **2**, **3** or **4**.
6. Press one of the numbers, then enter the phone number for that phonebook entry.
7. Press .
8. Use the number keys to enter a name to go with the phone number entered.
9. Press .

Note

Be careful when choosing a phonebook location. If you have already used that location and you select it again, the new information you enter overwrites the old with no warning message.

Multi-tap Method

How to Enter Numbers

Each number key on the handset represents multiple numbers and characters when pressed.

Press Key	Once	Twice	Three times
1	1	2	3
2	4	5	6
3	7	8	9
4	0	*	#

Enter Number
6045551212

Key to press	Number of times to press key	
2	3 →	6
4	1 →	0
2	1 →	4
2	2 →	5
2	2 →	5
2	2 →	5
2	2 →	5
1	1 →	1
1	2 →	2
1	1 →	1
1	2 →	2

* Please wait 2 seconds between each key entry.

How to Enter Names

Key to press	Number of times to press key						
1	1	2	3	4	5	6	
	A	B	C	D	E	F	
2	1	2	3	4	5	6	
	G	H	I	J	K	L	
3	1	2	3	4	5	6	7
	M	N	O	P	Q	R	S
4	1	2	3	4	5	6	7
	T	U	V	W	X	Y	Z

Enter Name
MOTHER

Key to press	Number of times to press key	
3	1 →	M
3	3 →	O
4	1 →	T
2	2 →	H
1	5 →	E
3	6 →	R

USING PHONE MENUS



4 Language



Allows you to set your favorite language to either **English** or **French**.



Set the language your child is going to use.



1. In standby mode press  twice.
2. Press **4** **Language**.
3. Use the side keys to highlight **English** or **French**.
4. Press .

+ Emergency





You can program this key to any emergency contact number by following these instructions (i.e. Mom's answering service, etc).




1. In standby mode press  twice.
2. Press  **Emergency #**.
3. Press **2**, **4**, **3**, **1** when Lock Code **????** is displayed.
4. Enter the number you want to set as emergency #.

Making Calls


1. Make sure the phone is turned on. If not, press  for about 3 seconds.
2. Press the number key that corresponds to the phonebook entry you want to call. The LCD displays the name of the phonebook entry in the form of a question.
For example, if you have saved Daddy as phonebook entry #1, when you press **1** **Call Daddy?** will be displayed.
3. Press .
4. You will hear the connecting tone through the earpiece when the call is made.

Emergency Calls



1. In the event of an emergency, press and hold the emergency key from standby mode.
2. A confirmation message ("Call Emergency?") is displayed to make an emergency call.
3. Press and hold .

Receiving Calls

Incoming Calls

1. When the phone rings or vibrates press  to answer.

Note

 and Side Keys () cannot be used to answer a call.




2. Press  to end the call.

Missed Calls

When a call is missed, the LCD screen displays **Missed Call**.

Using Speakerphone

Lets you activate the speakerphone function.

1. Press and hold  to activate speakerphone. "Speaker On" is displayed briefly. In standby mode the speakerphone icon  is displayed on the right side of the LCD.
2. Press and hold  again to cancel speakerphone.

Helping Your Child Use Migo

Please read this user guide in order to have a thorough understanding of the Migo mobile handset. This will help you guide your child to effectively and safely use the Migo handset.

SAFETY

TIA(Telecommunications Industry Association) Safety Information

The following is the complete TIA Safety Information for wireless handheld phones.

Exposure to Radio Frequency Signal

Your wireless handheld portable phone is a low power radio transmitter and receiver. When it is ON, it receives and also sends out Radio Frequency (RF) signals. In August, 1996, the Federal Communications Commissions (FCC) adopted RF exposure guidelines with safety levels for handheld wireless phones. Those guidelines are consistent with the safety standards previously set by both U.S. and international standards bodies:

- ANSI C95.1 (1992) *
- NCRP Report 86 (1986)
- ICNIRP (1996)
- Health Canada, Safety Code 6, 1999.

Those standards were based on comprehensive and periodic evaluations of the relevant scientific literature. For example, over 120 scientists, engineers, and physicians from universities, government health agencies, and industry reviewed the available body of research to develop the ANSI Standard (C95.1).

The design of your phone complies with the FCC guidelines, IC Regulations (and those standards).

Antenna Care

Use only the supplied or an approved replacement antenna. Unauthoriaed antennas, modifications, or attachments could damage the phone and may violate FCC regulations.

Phone Operation

NORMAL POSITION: Hold the phone as you would any other telephone with the antenna pointed up and over your shoulder.

Tips on Efficient Operation

For your phone to operate most efficiently:

Do not touch the antenna unnecessarily when the phone is in use. Contact with the antenna affects call quality and may cause the phone to operate at a higher power level than otherwise needed.

Driving

Check the laws and regulations on the use of wireless phones in the areas where you drive and always obey them. Also, if using your phone while driving, please observe the following:

- Give full attention to driving -- driving safely is your first responsibility;
- Use hands-free operation, if available;
- Pull off the road and park before making or answering a call if driving conditions or the law so require.

Electronic Devices

Most modern electronic equipment is shielded from RF signals. However, certain electronic equipment may not be shielded against the RF signals from your wireless phone.

Pacemakers

The Health Industry Manufacturers Association recommends that a minimum separation of six inches be maintained between a handheld wireless phone and a pacemaker to avoid potential interference with the pacemaker. These recommendations are consistent with the independent research by and recommendations of Wireless Technology Research.

Persons with Pacemakers:

- Should ALWAYS keep the phone more than six inches from their pacemaker when the phone is turned ON;
- Should not carry the phone in a breast pocket;
- Should use the ear opposite the pacemaker to minimize the potential for interference;
- Should turn the phone OFF immediately if there is any reason to suspect that interference is taking place.

Hearing Aids

Some digital wireless phones may interfere with some hearing aids. In the event of such interference, you may want to consult your service provider (or call the customer service line to discuss alternatives.)
Optional for each phone manufacturer.

Other Medical Devices

If you use any other personal medical device, consult the manufacturer of your device to determine if it is adequately shielded from external RF energy. Your physician may be able to assist you in obtaining this information.

Health Care Facilities

Turn your phone OFF in health care facilities when any regulations posted in these areas instruct you to do so. Hospitals or health care facilities may use equipment that could be sensitive to external RF energy.

Vehicles

RF signals may affect improperly installed or inadequately shielded electronic systems in motor vehicles. Check with the manufacturer or its representative regarding your vehicle. You should also consult the manufacturer of any equipment that has been added to your vehicle.

Posted Facilities

Turn your phone OFF in any facility where posted notices so require.

Aircraft

FCC and Transport Canada regulations prohibit using your phone while in the air. Switch OFF your phone before boarding an aircraft.

Blasting Areas

To avoid interfering with blasting operations, turn your phone OFF when in a “blasting area” or in areas posted: “Turn off two-way radio”. Obey all signs and instructions.

Potentially Explosive Atmosphere

Turn your phone OFF when in any area with a potentially explosive atmosphere and obey all signs and instructions. Sparks in such areas could cause an explosion or fire resulting in bodily injury or even death.

Areas with a potentially explosive atmosphere are often, but not always marked clearly. Potential areas may include: fueling areas (such as gasoline stations); below deck on boats; fuel or chemical transfer or storage facilities; vehicles using liquefied petroleum gas (such as propane or butane); areas where the air contains chemicals or particles (such as grain, dust, or metal powders); and any other area where you would normally be advised to turn off your vehicle engine.

For Vehicles Equipped with an Air Bag

An air bag inflates with great force. DO NOT place objects, including either installed or portable wireless equipment, in the area over the air bag or in the air bag deployment area. If in-vehicle wireless equipment is improperly installed and the air bag inflates, serious injury could result.

Charger and Adapter Safety

- The charger and adapter are intended for indoor use only.
- Do not expose the battery charger or adapter to direct sunlight or use it in places with high humidity, such as a bathroom.

Battery Information and Care

- Please dispose of your battery properly or take it to your local wireless carrier for recycling.
- Do not dispose of your battery by fire or with hazardous or flammable materials..
- Never use an unapproved battery since this could damage the phone and/or battery and could cause the battery to explode.

- The battery does not need to be fully discharged before recharging.
- Use only LG-approved chargers specific to your phone model since they are designed to maximize battery life.
- Do not disassemble or short-circuit the battery.
- Keep the battery's metal contacts clean.
- Replace the battery when it no longer provides acceptable performance. The battery can be recharged several hundred times before replacement.
- Recharge the battery after long periods of non-use to maximize battery life.
- Battery life will vary due to usage patterns and environmental conditions.
- Use of extended backlighting, MiniBrowser, and data connectivity kits affect battery life and talk/standby times.

Safety Information

Please read and observe the following information for safe and proper use of your phone and to prevent damage. Also, keep the user's guide in an accessible place at all the times after reading it.

Explosion, Shock, and Fire Hazards

- Unplug the power cord and charger during lightning storms to avoid electric shock or fire.
- Make sure that no sharp-edged items such as animal's teeth, nails, come into contact with the battery. There is a risk of this causing a fire.
- Do not use harsh chemicals (such as alcohol, benzene, thinners, etc.) or detergents to clean your phone. There is a risk of this causing a fire.
- Do not handle the phone with wet hands while it is being charged. It may cause an electric shock or seriously damage your phone.
- Do not drop, strike, or shake your phone severely. Such actions may harm the internal circuit boards of the phone.
- Do not put your phone in a place subject to excessive dust and keep the minimum required distance between the power cord and heat sources.
- Unplug the power cord prior to cleaning your phone, and clean the power plug pin when it is dirty.
- Do not damage the power cord by bending, twisting, pulling, or heating. Do not use the plug if it is loose as it may cause a fire or electric shock.
- When using the power plug, ensure that it is firmly connected. If it is not, it may cause excessive heat or fire.
- Do not place any heavy items on the power cord. Do not allow the power cord to be crimped as it may cause fire or electric shock.
- Do not disassemble the phone.
- Do not place or answer calls while charging the phone as it may short-circuit the phone and/or cause electric shock or fire.
- If you put your phone in a pocket or bag without covering the receptacle of the phone (power plug pin), metallic articles (such as a coin, paperclip or pen) may short-circuit the phone. Always cover the receptacle when not in use.

- Do not short-circuit the battery. Metallic articles such as a coin, paperclip or pen in your pocket or bag may short-circuit the + and – terminals of the battery (metal strips on the battery) upon moving. Short-circuit of the terminal may damage the battery and cause an explosion.
- Never place your phone in a microwave oven as it will cause the battery to explode.

General Warnings and Cautions

- Only use the batteries, antennas, and chargers provided by LG. The warranty will not be applied to products provided by other suppliers.
- Store the battery in a place out of reach of children.
- Using a damaged battery or placing a battery in your mouth may cause serious injury.
- Do not place items containing magnetic components such as a credit card, phone card, bank book or subway ticket near your phone. The magnetism of the phone may damage the data stored in the magnetic strip.
- Do not hold or let the antenna come in contact with your body during a call.
- Talking on your phone for a long period of time may reduce call quality due to heat generated during use.
- When the phone is not used for a long period time, store it in a safe place with the power cord unplugged.
- Using the phone in proximity to receiving equipment (i.e., TV or radio) may cause interference to the phone.
- Only authorized personnel should service the phone and its accessories. Faulty installation or service may result in accidents and consequently invalidate the warranty.
- Do not use the phone if the antenna is damaged. If a damaged antenna contacts skin, it may cause a slight burn. Please contact an LG Authorized Service Center to replace the damaged antenna.
- Do not use the phone in areas where its use is prohibited. (For example: aircraft).
- Do not immerse your phone in water. If this happens, turn it off immediately and remove the battery. If the phone does not work, take it to an LG Authorized Service Center.

- Use accessories, such as earphones and headsets, with caution. Ensure that cables are tucked away safely and do not touch the antenna unnecessarily.

If you are listening to music whilst out and about, please ensure that the volume is at a reasonable level so that you are aware of your surroundings. This is particularly imperative when attempting to cross the street.

Avoid damage to your hearing

Damage to your hearing can occur if you are exposed to loud sound for long periods of time. We therefore recommend that you do not turn on or off the handset close to your ear. We also recommend that music and call volumes are set to a reasonable level.

FDA Consumer Update



The U.S. Food and Drug Administration's Center for Devices and Radiological Health Consumer Update on Mobile Phones:

1. Do wireless phones pose a health hazard?

The available scientific evidence does not show that any health problems are associated with using wireless phones. There is no proof, however, that wireless phones are absolutely safe. Wireless phones emit low levels of radiofrequency energy (RF) in the microwave range while being used. They also emit very low levels of RF when in the Main Menu Screen. Whereas high levels of RF can produce health effects (by heating tissue), exposure to low level RF that does not produce heating effects causes no known adverse health effects. Many studies of low level RF exposures have not found any biological effects. Some studies have suggested that some biological effects may occur, but such findings have not been confirmed by additional research. In some cases, other researchers have had difficulty in reproducing those studies, or in determining the reasons for inconsistent results.

2. What is the FDA's role concerning the safety of wireless phones?

Under the law, the FDA does not review the safety of radiation-emitting consumer products such as wireless phones before they can be sold, as it does with new drugs or medical devices. However, the agency has authority to take action if wireless phones are shown to emit radiofrequency energy (RF) at a level that is hazardous to the user. In such a case, the FDA could require the manufacturers of wireless phones to notify users of the health hazard and to repair, replace, or recall the phones so that the hazard no longer exists.

Although the existing scientific data do not justify FDA regulatory actions, the FDA has urged the wireless phone industry to take a number of steps, including the following:

- Support needed research into possible biological effects of RF of the type emitted by wireless phones;
- Design wireless phones in a way that minimizes any RF exposure to the user that is not necessary for device function; and

- Cooperate in providing users of wireless phones with the best possible information on possible effects of wireless phone use on human health.

The FDA belongs to an interagency working group of the federal agencies that have responsibility for different aspects of RF safety to ensure coordinated efforts at the federal level. The following agencies belong to this working group:

- National Institute for Occupational Safety and Health
- Environmental Protection Agency
- Occupational Safety and Health Administration
- National Telecommunications and Information Administration

The National Institutes of Health participates in some interagency working group activities, as well.

The FDA shares regulatory responsibilities for wireless phones with the Federal Communications Commission (FCC). All phones that are sold in the United States must comply with FCC safety guidelines that limit RF exposure.

The FCC relies on the FDA and other health agencies for safety questions about wireless phones.

The FCC also regulates the base stations that the wireless phone networks rely upon. While these base stations operate at higher power than do the wireless phones themselves, the RF exposures that people get from these base stations are typically thousands of times lower than those they can get from wireless phones. Base stations are thus not the subject of the safety questions discussed in this document.

3. What kinds of phones are the subject of this update?

The term “wireless phone” refers here to handheld wireless phones with built-in antennas, often called “cell”, “mobile”, or “PCS” phones. These types of wireless phones can expose the user to measurable radiofrequency energy (RF) because of the short distance between the phone and the user’s head. These RF exposures are limited by FCC safety guidelines that were developed with the advice of the FDA and other federal health and safety agencies. When the phone is located at greater distances from the user, the exposure to RF is drastically lower because a person’s RF exposure decreases rapidly with increasing distance from the source. The so-called “cordless phones,” which have a base unit

connected to the telephone wiring in a house, typically operate at far lower power levels, and thus produce RF exposures far below the FCC safety limits.

4. What are the results of the research done already?

The research done thus far has produced conflicting results, and many studies have suffered from flaws in their research methods. Animal experiments investigating the effects of radiofrequency energy (RF) exposures characteristic of wireless phones have yielded conflicting results that often cannot be repeated in other laboratories. A few animal studies, however, have suggested that low levels of RF could accelerate the development of cancer in laboratory animals. However, many of the studies that showed increased tumor development used animals that had been genetically engineered or treated with cancer-causing chemicals so as to be pre-disposed to develop cancer in the absence of RF exposure. Other studies exposed the animals to RF for up to 22 hours per day. These conditions are not similar to the conditions under which people use wireless phones, so we don’t know with certainty what the results of

such studies mean for human health. Three large epidemiology studies have been published since December 2000. Between them, the studies investigated any possible association between the use of wireless phones and primary brain cancer, glioma, meningioma, or acoustic neuroma, tumors of the brain or salivary gland, leukemia, or other cancers. None of the studies demonstrated the existence of any harmful health effects from wireless phone RF exposures. However, none of the studies can answer questions about long-term exposures, since the average period of phone use in these studies was around three years.

5. What research is needed to decide whether RF exposure from wireless phones poses a health risk?

A combination of laboratory studies and epidemiological studies of people actually using wireless phones would provide some of the data that are needed. Lifetime animal exposure studies could be completed in a few years. However, very large numbers of animals would be needed to provide reliable proof of a cancer promoting effect if one exists. Epidemiological studies can provide data that

is directly applicable to human populations, but 10 or more years follow-up may be needed to provide answers about some health effects, such as cancer. This is because the interval between the time of exposure to a cancer-causing agent and the time tumors develop — if they do — may be many, many years. The interpretation of epidemiological studies is hampered by difficulties in measuring actual RF exposure during day-to-day use of wireless phones. Many factors affect this measurement, such as the angle at which the phone is held, or which model of phone is used.

6. What is the FDA doing to find out more about the possible health effects of wireless phone RF?

The FDA is working with the U.S. National Toxicology Program and with groups of investigators around the world to ensure that high priority animal studies are conducted to address important questions about the effects of exposure to radio frequency energy (RF). The FDA has been a leading participant in the World Health Organization International Electromagnetic Fields (EMF) Project since its inception in 1996. An influential result of this work has been the development of a detailed agenda of research needs

that has driven the establishment of new research programs around the world. The project has also helped develop a series of public information documents on EMF issues. The FDA and the Cellular Telecommunications & Internet Association (CTIA) have a formal Cooperative Research and Development Agreement (CRADA) to do research on wireless phone safety. The FDA provides the scientific oversight, obtaining input from experts in government, industry, and academic organizations. CTIA-funded research is conducted through contracts with independent investigators. The initial research will include both laboratory studies and studies of wireless phone users. The CRADA will also include a broad assessment of additional research needs in the context of the latest research developments around the world.

7. How can I find out how much radio frequency energy exposure I can get by using my wireless phone?

All phones sold in the United States must comply with Federal Communications Commission (FCC) guidelines that limit radio frequency energy (RF) exposures. The FCC established these guidelines in consultation with the FDA and the other federal health and safety agencies. The FCC limit for RF exposure from wireless telephones is set at a Specific Absorption Rate (SAR) of 1.6 watts per kilogram (1.6 W/kg). The FCC limit is consistent with the safety standards developed by the Institute of Electrical and Electronic Engineering (IEEE) and the National Council on Radiation Protection and Measurement. The exposure limit takes into consideration the body's ability to remove heat from the tissues that absorb energy from the wireless phone and is set well below levels known to have effects. Manufacturers of wireless phones must report the RF exposure level for each model of phone to the FCC. The FCC website (<http://www.fcc.gov/oet/rfsafety>) gives directions for locating the FCC identification number on your phone so you can find your phone's RF exposure level in the online listing.

8. What has the FDA done to measure the radio frequency energy coming from wireless phones?

The Institute of Electrical and Electronic Engineers (IEEE) is developing a technical standard for measuring the radio frequency energy (RF) exposure from wireless phones and other wireless handsets with the participation and leadership of FDA scientists and engineers. The standard, “Recommended Practice for Determining the Spatial-Peak Specific Absorption Rate (SAR) in the Human Body Due to Wireless Communications Devices: Experimental Techniques,” sets forth the first consistent test methodology for measuring the rate at which RF is deposited in the heads of wireless phone users. The test method uses a tissue-simulating model of the human head. Standardized SAR test methodology is expected to greatly improve the consistency of measurements made at different laboratories on the same phone. SAR is the measurement of the amount of energy absorbed in tissue, either by the whole body or a small part of the body. It is measured in watts/kg (or milliwatts/g) of matter. This measurement is used to determine whether a wireless phone complies with safety guidelines.

9. What steps can I take to reduce my exposure to radio frequency energy from my wireless phone?

If there is a risk from these products — and at this point we do not know that there is — it is probably very small. But if you are concerned about avoiding even potential risks, you can take a few simple steps to minimize your exposure to radio frequency energy (RF). Since time is a key factor in how much exposure a person receives, reducing the amount of time spent using a wireless phone will reduce RF exposure. If you must conduct extended conversations by wireless phone every day, you could place more distance between your body and the source of the RF, since the exposure level drops off dramatically with distance. For example, you could use a headset and carry the wireless phone away from your body or use a wireless phone connected to a remote antenna. Again, the scientific data do not demonstrate that wireless phones are harmful. But if you are concerned about the RF exposure from these products, you can use measures like those described above to reduce your RF exposure from wireless phone use.

10. What about children using wireless phones?

The scientific evidence does not show a danger to users of wireless phones, including children and teenagers. If you want to take steps to lower exposure to radio frequency energy (RF), the measures described above would apply to children and teenagers using wireless phones. Reducing the time of wireless phone use and increasing the distance between the user and the RF source will reduce RF exposure. Some groups sponsored by other national governments have advised that children be discouraged from using wireless phones at all. For example, the government in the United Kingdom distributed leaflets containing such a recommendation in December 2000. They noted that no evidence exists that using a wireless phone causes brain tumors or other ill effects. Their recommendation to limit wireless phone use by children was strictly precautionary; it was not based on scientific evidence that any health hazard exists.

11. What about wireless phone interference with medical equipment?

Radio frequency energy (RF) from wireless phones can interact with some electronic devices. For this reason, the FDA helped develop a detailed test method to measure electromagnetic interference (EMI) of implanted cardiac pacemakers and defibrillators from wireless telephones. This test method is now part of a standard sponsored by the Association for the Advancement of Medical Instrumentation (AAMI). The final draft, a joint effort by the FDA, medical device manufacturers, and many other groups, was completed in late 2000. This standard will allow manufacturers to ensure that cardiac pacemakers and defibrillators are safe from wireless phone EMI. The FDA has tested hearing aids for interference from handheld wireless phones and helped develop a voluntary standard sponsored by the Institute of Electrical and Electronic Engineers (IEEE). This standard specifies test methods and performance requirements for hearing aids and wireless phones so that no interference occurs when a person uses a “compatible” phone and a “compatible” hearing aid at the same time. This standard was approved by the IEEE in 2000. The

FDA continues to monitor the use of wireless phones for possible interactions with other medical devices. Should harmful interference be found to occur, the FDA will conduct testing to assess the interference and work to resolve the problem.

12. Where can I find additional information?

For additional information, please refer to the following resources:

FDA web page on wireless phones
(<http://www.fda.gov/cdrh/phones/index.html>)

Federal Communications Commission (FCC) RF Safety Program
(<http://www.fcc.gov/oet/rfsafety>)

International Commission on Non-Ionizing Radiation Protection
(<http://www.icnirp.de>)

World Health Organization (WHO) International EMF Project
(<http://www.who.int/emf>)

National Radiological Protection Board (UK)
(<http://www.nrpb.org.uk/>)

Consumer Information on SAR

(Specific Absorption Rate)

This Model Phone Meets the Government's Requirements for Exposure to Radio Waves. Your wireless phone is a radio transmitter and receiver. It is designed and manufactured not to exceed the emission limits for exposure to radio frequency (RF) energy set by the Federal Communications Commission of the U.S. Government. These limits are part of comprehensive guidelines and establish permitted levels of RF energy for the general population. The guidelines are based on standards that were developed by independent scientific organizations through periodic and thorough evaluation of scientific studies. The standards include a substantial safety margin designed to assure the safety of all persons, regardless of age and health.

The exposure standard for wireless mobile phones employs a unit of measurement known as the Specific Absorption Rate, or SAR. The SAR limit set by the FCC is 1.6 W/kg. Tests for SAR are conducted using standard operating positions specified by the FCC with the phone transmitting at

its highest certified power level in all tested frequency bands. Although SAR is determined at the highest certified power level, the actual SAR level of the phone while operating can be well below the maximum value. Because the phone is designed to operate at multiple power levels to use only the power required to reach the network, in general, the closer you are to a wireless base station antenna, the lower the power output.

Before a phone model is available for sale to the public, it must be tested and certified to the FCC that it does not exceed the limit established by the government-adopted requirement for safe exposure. The tests are performed in positions and locations (e.g., at the ear and worn on the body) as required by the FCC for each model.

The highest SAR value for this model phone when tested for use at the ear is 1.24 W/kg and when worn on the body, as described in this user guide, is 0.839 W/kg (body-worn measurements differ among phone models, depending upon available accessories and FCC/IC requirements). While there may be differences between SAR levels of various phones and at various positions, they all meet the

government requirement for safe exposure. The FCC has granted an Equipment Authorization for this model phone with all reported SAR levels evaluated as in compliance with the FCC RF emission guidelines. SAR information on this model phone is on file with the FCC and can be found under the Display Grant section of <http://www.fcc.gov/oet/fccid> after searching on FCC ID BEJVX1000. Additional information on Specific Absorption Rates (SAR) can be found on the Cellular Telecommunications Industry Association (CTIA) website at <http://www.wow-com.com>.

* In the United States and Canada, the SAR limit for mobile phones used by the public is 1.6 watts/kg (W/kg) averaged over one gram of tissue. The standard incorporates a substantial margin of safety to give additional protection for the public and to account for any variations in measurements.

ACCESSORIES

There are a variety of accessories available for your child's Migo phone.

Power Adapter

The power adapter allows you to charge the battery.



Battery

Standard battery is available.



Hands-free Headset (sold separately)

The hands-free headset connects to your phone allowing hands-free operation. It includes earpiece and microphone.



Note

If you have activated "Vib Only Mode", it will operate in vibration mode (no sound) even when connected to a headset.

LIMITED WARRANTY STATEMENT

1. WHAT THIS WARRANTY COVERS :

LG offers you a limited warranty that the enclosed subscriber unit and its enclosed accessories will be free from defects in material and workmanship, according to the following terms and conditions:

- (1) The limited warranty for the product extends for ONE (1) year beginning on the date of purchase of the product by the original end user.
- (2) The limited warranty extends only to the original end user of the product and is not assignable or transferable to any subsequent purchaser/end user.
- (3) This warranty is good only to the original end user of the product during the warranty period as long as it is in Canada.
- (4) Upon request from LG, the consumer must provide information to reasonably prove the date of purchase.
- (5) During the applicable warranty period, LG will repair or replace at LG's sole option, without charge to the original end user, any defective component part of the phone or accessory.
- (6) LG may use rebuilt, reconditioned, or new parts or components when repairing any product or replace a product with a rebuilt, reconditioned or new product.

2. WHAT THIS WARRANTY DOES NOT COVER :

- (1) Defects or damages resulting from use of the product in other than its normal and customary manner.
- (2) Defects or damages from abnormal use, abnormal conditions, improper storage, exposure to moisture or dampness, unauthorized modifications, unauthorized connections, unauthorized repair, misuse, neglect, abuse, accident, alteration, improper installation, or other acts which are not the fault of LG, including damage caused by spills of food or liquids.
- (3) Breakage or damage to antennas unless caused directly by defects in material or workmanship.
- (4) Alleged defects or malfunction of the product that the end user does not notify to the carrier's or manufacturer's Customer Service Centre during the warranty period.

- (5) Products which have had their serial numbers removed or made illegible.
- (6) Damage resulting from use of non-LG approved accessories.
- (7) All plastic surfaces and all other externally exposed parts that are scratched or damaged due to normal customer use.
- (8) Products serviced by non-authorized persons or companies.

Notes:

- (1) This limited warranty is in lieu of all other warranties, express or implied either in fact or by operations of law, statutory or otherwise, including, but not limited to any implied warranty of merchantability or fitness for a particular purpose.
- (2) Shipping damage is the sole responsibility of the shipping company.

3. EXCLUSION OF LIABILITY :

No other express warranty is applicable to this product. THE DURATION OF ANY IMPLIED WARRANTIES, INCLUDING THE IMPLIED WARRANTY OF MERCHANTABILITY, IS LIMITED TO THE DURATION OF THE EXPRESS WARRANTY HEREIN. LG ELECTRONICS CANADA, INC. SHALL NOT BE LIABLE FOR THE LOSS OF THE USE OF THE PRODUCT, INCONVENIENCE, LOSS OR ANY OTHER DAMAGES, DIRECT OR CONSEQUENTIAL, ARISING OUT OF THE USE OF, OR INABILITY TO USE, THIS PRODUCT OR FOR ANY BREACH OF ANY EXPRESS OR IMPLIED WARRANTY, INCLUDING THE IMPLIED WARRANTY OF MERCHANTABILITY APPLICABLE TO THIS PRODUCT.

4. HOW TO GET WARRANTY SERVICE :

To obtain warranty service, please call the following telephone number from anywhere in Canada:

LG Electronics Canada, Inc.

Tel. 1-888-542-2623