

Installing the SIM card and the handset battery

Installing the SIM Card

When you subscribe to a cellular network, you are provided with a plug-in SIM card loaded with your subscription details, such as your PIN, any optional services available and many others.

Important!

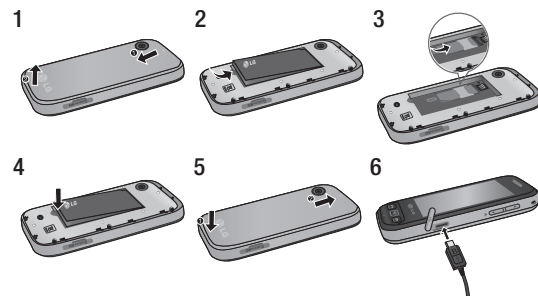
The plug-in SIM card and its contacts can be easily damaged by scratches or bending, so be careful when handling, inserting or removing the card. Keep all

SIM cards out of the reach of small children.

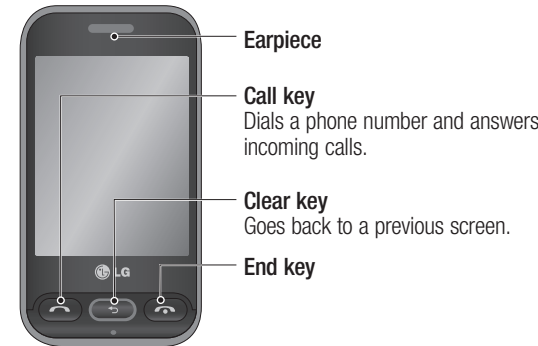
Illustrations

Always switch the device off and disconnect the charger before removing the battery.

- 1 Remove the back cover.
- 2 Lift battery away.
- 3 Insert the SIM card.
- 4 Insert the battery pack.
- 5 Attach the back cover.
- 6 Charge the battery.



Phone Components



Earpiece

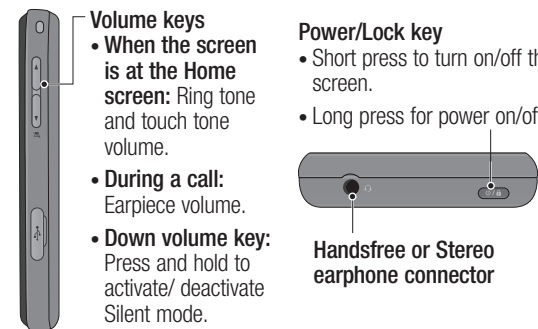
Call key

Dials a phone number and answers incoming calls.

Clear key

Goes back to a previous screen.

End key



Volume keys

• **When the screen is at the Home screen:** Ring tone and touch tone volume.

• **During a call:** Earpiece volume.

• **Down volume key:** Press and hold to activate/ deactivate Silent mode.

Power/Lock key

• Short press to turn on/off the screen.

• Long press for power on/off.

Handsfree or Stereo earphone connector

Phone Components

Touch screen tips

- To select an item, touch the centre of the icon.
- Do not press too hard. The touchscreen is sensitive enough to pick up a light, firm touch.
- Use the tip of your finger to touch the option you require. Be careful not to touch any other keys.
- Whenever your LG-T320g is not in use, it will return to the lock screen.

Control the touch screen

The controls on the LG-T320g touch screen change dynamically depending on the task you are carrying out.

Opening Applications

To open any application, simply touch its icon.



Scrolling


Drag from side to side to scroll. On some screens, such as the call history list, you can also scroll up or down.



Your home screen

You can drag and click what you need right away in all home screen types.



Widget home screen - When you touch  on the bottom left of the screen, the mobile widget panel appears. When you register widget by dragging it, the widget is created in the spot.



Speed dial home screen - When you touch , the speed dial list appears. You can call, send a message or edit the contact directly in this home screen.

LIMITED WARRANTY STATEMENT

1. WHAT THIS WARRANTY COVERS:

LG offers you a limited warranty that the enclosed subscriber unit and its enclosed accessories will be free from defects in material and workmanship, according to the following terms and conditions:

1. The limited warranty for the product extends for ONE (1) year beginning on the date of purchase of the product by the original end user.
2. The limited warranty extends only to the original end user of the product and is not assignable or transferable to any subsequent purchaser/end user.
3. This warranty is good only to the original end user of the product during the warranty period as long as it is in Canada.
4. Upon request from LG, the consumer must provide information to reasonably prove the date of purchase.
5. During the applicable warranty period, LG will repair or replace at LG's sole option, without charge to the original end user, any defective component part of the phone or accessory.
6. LG may use rebuilt, reconditioned or new parts or components when repairing any product or replace a product with a rebuilt, reconditioned or new product.

2. WHAT THIS WARRANTY DOES NOT COVER:

1. Defects or damages resulting from use of the product in other than its normal and customary manner.
2. Defects or damages from abnormal use, abnormal conditions, improper storage, exposure to moisture or dampness, unauthorized modifications, unauthorized connections, unauthorized repair, misuse, neglect, abuse, accident, alteration, improper installation or other acts which are not the fault of LG, including damage caused by spills of food or liquids.
3. Breakage or damage to antennas unless caused directly by defects in material or workmanship.
4. The fact that the Customer Service Department at LG was not notified by the original end user of the alleged defect or malfunction of the product, during the warranty period.

5. Products which have had their serial numbers removed or made illegible.
6. Damage resulting from use of non-LG approved accessories.
7. All plastic surfaces and all other externally exposed parts that are scratched or damaged due to normal customer use.
8. Products serviced by non-authorized persons or companies.

Notes:

1. This limited warranty supersedes all other warranties, expressed or implied either in fact or by operations of law, statutory or otherwise, including, but not limited to any implied warranty of merchantability or fitness for a particular purpose.
2. Shipping damage is the sole responsibility of the shipping company.

3. EXCLUSION OF LIABILITY:

No other express warranty is applicable to this product. THE DURATION OF ANY IMPLIED WARRANTIES, INCLUDING THE IMPLIED WARRANTY OF MARKETABILITY, IS LIMITED TO THE DURATION OF THE EXPRESS WARRANTY HEREIN. LG ELECTRONICS CANADA, INC. SHALL NOT BE LIABLE FOR THE LOSS OF THE USE OF THE PRODUCT, INCONVENIENCE, LOSS OR ANY OTHER DAMAGES, DIRECT OR CONSEQUENTIAL, ARISING OUT OF THE USE OF, OR INABILITY TO USE, THIS PRODUCT OR FOR ANY BREACH OF ANY EXPRESS OR IMPLIED WARRANTY, INCLUDING THE IMPLIED WARRANTY OF MARKETABILITY APPLICABLE TO THIS PRODUCT.

4. HOW TO GET WARRANTY SERVICE:

To obtain warranty service, please call the following telephone number from anywhere in Canada: LG Electronics Canada, Inc. Tel. 1-888-LG-Canada (1-888-542-2623) www.lg.com/ca (see links to "Support > Mobile phone support")